

Dale Holder

From: Melanie Miles <MelanieM@L2B.co.za>
Sent: 09 March 2016 04:11 PM
To: dale@cape-eaprac.co.za
Subject: Re: Amda Developments Solar Energy Facilities

Dear Mr Holder,

Your company is currently conducting an Environmental Impact Assessment for the Amda Alpha, Bravo and Charlie Solar Developments. Please could you forward me the BID for this application and register me as a Interested & Affected party?

Thanking you in anticipation of a favourable response.

Kindest Regards,

Melanie Miles
Content Researcher
MelanieM@L2B.co.za

Leads 2 Business (www.L2B.co.za)

0860836337 or 0860 TENDER
Fax: 033 343 5882

This e-mail is for the intended addressee only. If you have received it in error, please notify the sender by e-mail. Dissemination or copying is prohibited unless permitted by the sender, and then only by the intended addressee. Whilst reasonable measures are used to guard against the transmission of malicious code, no liability is accepted for its transmission. If this e-mail is not related to the business of Cedrus Internet Solutions (Pty) Ltd, it is sent by the above mentioned in their individual capacity and not on behalf of Cedrus Internet Solutions (Pty) Ltd.

Please note that any views expressed in this email may be those of the originator and do not necessarily reflect those of Cedrus Internet Solutions (Pty) Ltd.

Dale Holder

From: John Geeringh <GeerinJH@eskom.co.za>
Sent: 16 March 2016 11:18 AM
To: Dale Holder
Subject: RE: Availability of the Draft Scoping Reports for AMDA Alpha, AMDA Bravo and AMDA Charlie PV Energy Facilities
Attachments: Eskom requirements for work in or near Eskom servitudes SOLAR (3).doc; Renewable Energy Generation Plant Setbacks to Eskom Infrastructure - Signed.pdf

Please find attached Eskom requirements for works at or near Eskom infrastructure.

Regards

John Geeringh (Pr Sci Nat)
Senior Consultant Environmental Management

Eskom GC: Land Development
Megawatt Park
D1Y39
P O Box 1091
Johannesburg
2000

Tel: 011 516 7233
Fax: 086 661 4064
Cell: 083 632 7663

From: Dale Holder [<mailto:dale@cape-eaprac.co.za>]
Sent: 11 March 2016 02:11 PM
To: Thokob@daff.gov.za; clarkem@kaigarib.gov.za; cloeteg@kaigarib.gov.za; cloetes@dws.gov.za; dejagery@kaigarib.gov.za; dekockr@nra.co.za; Samantha De la Fontaine; ddolopi@gmail.com; Marshall Felaar; fortunec@ncpg.gov.za; John Geeringh; 'Hohne Danita'
Subject: Availability of the Draft Scoping Reports for AMDA Alpha, AMDA Bravo and AMDA Charlie PV Energy Facilities

Dear Key Stakeholder

Please see the attached notification regarding the Availability of the Draft Scoping Reports for the following Projects:

- AMDA Alpha PV Energy Facility
- AMDA Bravo PV Energy Facility
- AMDA Charlie PV Energy Facility

Please could you provide any preliminary comment that you may have to this office by no later than 01 April 2016.

For ease of reference and to provide context, I have attached the Google Earth KMZ,s showing the proposed project footprints for these three projects.

Kind Regards,

Dale Holder | 082 448 9225
SENIOR CONSULTANT | ECO | GIS
Ndip Nat. Con. (Pretoria Tech)

T: 044 874 0365
F: 044 874 0432
17 Progress Street, George
PO Box 2070, George 6530



This email has been sent from a virus-free computer protected by Avast.
www.avast.com

I'm part of the 49Million initiative...
<http://www.49Million.co.za>

NB: This Email and its contents are subject to the Eskom Holdings SOC Limited EMAIL LEGAL NOTICE
which can be viewed at http://www.eskom.co.za/Pages/Email_Legal_Spam_Disclaimer.aspx

Eskom requirements for work in or near Eskom servitudes.

1. Eskom's rights and services must be acknowledged and respected at all times.
2. Eskom shall at all times retain unobstructed access to and egress from its servitudes.
3. Eskom's consent does not relieve the developer from obtaining the necessary statutory, land owner or municipal approvals.
4. Any cost incurred by Eskom as a result of non-compliance to any relevant environmental legislation will be charged to the developer.
5. If Eskom has to incur any expenditure in order to comply with statutory clearances or other regulations as a result of the developer's activities or because of the presence of his equipment or installation within the servitude restriction area, the developer shall pay such costs to Eskom on demand.
6. The use of explosives of any type within 500 metres of Eskom's services shall only occur with Eskom's previous written permission. If such permission is granted the developer must give at least fourteen working days prior notice of the commencement of blasting. This allows time for arrangements to be made for supervision and/or precautionary instructions to be issued in terms of the blasting process. It is advisable to make application separately in this regard.
7. Changes in ground level may not infringe statutory ground to conductor clearances or statutory visibility clearances. After any changes in ground level, the surface shall be rehabilitated and stabilised so as to prevent erosion. The measures taken shall be to Eskom's satisfaction.
8. Eskom shall not be liable for the death of or injury to any person or for the loss of or damage to any property whether as a result of the encroachment or of the use of the servitude area by the developer, his/her agent, contractors, employees, successors in title, and assignees. The developer indemnifies Eskom against loss, claims or damages including claims pertaining to consequential damages by third parties and whether as a result of damage to or interruption of or interference with Eskom's services or apparatus or otherwise. Eskom will not be held responsible for damage to the developer's equipment.
9. No mechanical equipment, including mechanical excavators or high lifting machinery, shall be used in the vicinity of Eskom's apparatus and/or services, without prior written permission having been granted by Eskom. If such permission is granted the developer must give at least seven working days' notice prior to the commencement of work. This allows time for arrangements to be made for supervision and/or precautionary instructions to be issued by the relevant Eskom Manager

Note: Where and electrical outage is required, at least fourteen work days are required to arrange it.

10. Eskom's rights and duties in the servitude shall be accepted as having prior right at all times and shall not be obstructed or interfered with.
11. Under no circumstances shall rubble, earth or other material be dumped within the servitude restriction area. The developer shall maintain the area concerned to Eskom's satisfaction. The developer shall be liable to Eskom for the cost of any remedial action which has to be carried out by Eskom.
12. The clearances between Eskom's live electrical equipment and the proposed construction work shall be observed as stipulated by *Regulation 15 of the Electrical Machinery Regulations of the Occupational Health and Safety Act, 1993 (Act 85 of 1993)*.
13. Equipment shall be regarded electrically live and therefore dangerous at all times.
14. In spite of the restrictions stipulated by Regulation 15 of the Electrical Machinery Regulations of the Occupational Health and Safety Act, 1993 (Act 85 of 1993), as an additional safety precaution, Eskom will not approve the erection of houses, or structures occupied or frequented by human beings, under the power lines or within the servitude restriction area.
15. Eskom may stipulate any additional requirements to highlight any possible exposure to Customers or Public to coming into contact or be exposed to any dangers of Eskom plant.
16. It is required of the developer to familiarise himself with all safety hazards related to Electrical plant.
17. Any third party servitudes encroaching on Eskom servitudes shall be registered against Eskom's title deed at the developer's own cost. If such a servitude is brought into being, its existence should be endorsed on the Eskom servitude deed concerned, while the third party's servitude deed must also include the rights of the affected Eskom servitude.

John Geeringh (Pr Sci Nat)

Senior Consultant Environmental Management
Eskom GC: Land Development

	<p style="text-align: center;">SCOT</p>	<p style="text-align: center;">Technology</p>
---	---	---

Title: **Renewable Energy Generation Plant Setbacks to Eskom Infrastructure** Unique Identifier: **240-65559775**

Alternative Reference Number: **N/A**

Area of Applicability: **Power Line Engineering**

Documentation Type: **Guideline**

Revision: **0**

Total Pages: **8**

Next Review Date: **N/A**

Disclosure Classification: **CONTROLLED DISCLOSURE**

Compiled by



J W Chetty
Mechanical Engineer

Date: 20/02/2014


Approved by



V Naidoo
Chief Engineer (Lines)

Date: 24/02/2014


Authorised by



R A Vajeth
Acting Snr Manager (Lines)

Date: 27/2/2014

Supported by SCOT/SC



R Vajeth
SCOT/SC/ Chairperson

Date: 27/2/2014

CONTENTS

	Page
EXECUTIVE SUMMARY	3
1. INTRODUCTION.....	4
2. SUPPORTING CLAUSES	4
2.1 SCOPE	4
2.1.1 Purpose.....	4
2.1.2 Applicability	5
2.2 NORMATIVE/INFORMATIVE REFERENCES	5
2.2.1 Normative.....	5
2.2.2 Informative	5
2.3 DEFINITIONS	5
2.3.1 Disclosure Classification.....	6
2.4 ABBREVIATIONS	6
2.5 ROLES AND RESPONSIBILITIES	6
2.6 PROCESS FOR MONITORING	6
2.7 RELATED/SUPPORTING DOCUMENTS	6
3. DOCUMENT CONTENT	6
3.1 INTERNATIONAL SETBACK COMPARISON	6
3.2 ESKOM APPROACH FOR WIND FARMS.....	7
4. AUTHORISATION	8
5. REVISIONS.....	8
6. DEVELOPMENT TEAM	9

FIGURES

Figure 1: Horizontal Axis Wind Turbine	8
--	---

CONTROLLED DISCLOSURE

When downloaded from the EDMS this document is uncontrolled and the responsibility rests with the user to ensure it is in line with the authorised version on the system

EXECUTIVE SUMMARY

In recent decades, the use of wind turbines, concentrated solar plants and photovoltaic plants have been on the increase as it serves as an abundant source of energy. This document specifies setbacks for wind turbines and the reasons for these setbacks from infrastructure as well as setbacks for concentrated solar plants and photovoltaic plants. Setbacks for wind turbines employed in other countries were compared and a general setback to be used by Eskom was suggested for use with wind turbines and other renewable energy generation plants.

CONTROLLED DISCLOSURE

When downloaded from the EDMS, this document is uncontrolled and the responsibility rests with the user to ensure it is in line with the authorised version on the system.

1. INTRODUCTION

During the last few decades, a large amount of wind turbines have been installed in wind farms to accommodate for the large demand of energy and depleting fossil fuels. Wind is one of the most abundant sources of renewable energy. Wind turbines harness the energy of this renewable resource for integration in electricity networks. The extraction of wind energy is its primary function and thus the aerodynamics of the wind turbine is important. There are many different types of wind turbines which will all exhibit different wind flow characteristics. The most common wind turbine used commercially is the Horizontal Axis Wind Turbine. Wind flow characteristics of this turbine are important to analyse as it may have an effect on surrounding infrastructure.

Wind turbines also cause large turbulence downwind that may affect existing infrastructure. Debris or parts of the turbine blade, in the case of a failure, may be tossed behind the turbine and may lead to damage of infrastructure in the wake path.

This document outlines the minimum distances that need to be introduced between a wind turbine and Eskom infrastructure to ensure that debris and / or turbulence would not negatively impact on the infrastructure.

Safety distances of wind turbines from other structures as implemented by other countries were also considered and the reasons for their selection were noted.

Concentrated solar plants and photovoltaic plants setbacks away from substations were also to be considered to prevent restricting possible power line access routes to the substation.

2. SUPPORTING CLAUSES

2.1 SCOPE

This document provides guidance on the safe distance that a wind turbine should be located from any Eskom power line or substation. The document specifies setback distances for transmission lines (220 kV to 765 kV), distribution lines (6.6 kV to 132 kV) and all Eskom substations. Setbacks for concentrated solar plants and photovoltaic plants are also specified away from substations.

2.1.1 Purpose

Setbacks for wind turbines and power lines / substations are required for various reasons. These include possible catastrophic failure of the turbine blade that may release fragments and which may be thrown onto nearby power lines that may result in damage with associated unplanned outages. Turbulence behind the turbine may affect helicopter flight during routine Eskom live line maintenance and

CONTROLLED DISCLOSURE

When downloaded from the EDMS, this document is uncontrolled and the responsibility rests with the user to ensure it is in line with the authorised version on the system

inspections that may lead to safety risk of the aircraft / personnel. Concentrated solar plants and photovoltaic plants setback away from substations were required to prevent substations from being boxed in by these renewable generation plants limiting line route access to the substations.

2.1.2 Applicability

This document is applicable to the siting of all new and existing wind turbines, concentrated solar plants and photovoltaic plants near power lines and substations.

2.2 NORMATIVE/INFORMATIVE REFERENCES

2.2.1 Normative

1. <http://www.envir.ee/orb.aw/class=file/action=preview/id=1170403/Hiiumaa+turbulence+impact+EMD.pdf>.
2. <http://www.energy.ca.gov/2005publications/CEC-500-2005-184/CEC-500-2005-184.PDF>
3. <http://www.adamscountywind.com/Revised%20Site/Windmills/Adams%20County%20Ordinance/Adams%20County%20Wind%20Ord.htm>
4. http://www.dsireusa.org/incentives/incentive.cfm?Incentive_Code=PA11R&RE=1&EE=1
5. <http://www.wind-watch.org/documents/european-setbacks-minimum-distance-between-wind-turbines-and-habitations/>
6. <http://www.publications.parliament.uk/pa/ld201011/ldbills/017/11017.1-i.html>
7. http://www.caw.ca/assets/pdf/Turbine_Safety_Report.pdf
8. Rogers J, Slegers N, Costello M. (2011) A method for defining wind turbine setback standards. Wind energy 10.1002/we.468

2.2.2 Informative

None

2.3 DEFINITIONS

Definition	Description
Setback	The minimum distance between a wind turbine and boundary line/dwelling/road/infrastructure/servitude etc.
Flicker	Effect caused when rotating wind turbine blades periodically cast shadows
Tip Height	The total height of the wind turbine ie. Hub height plus half rotor diameter (see Figure1)

CONTROLLED DISCLOSURE

When downloaded from the EDMS, this document is uncontrolled and the responsibility rests with the user to ensure it is in line with the authorised version on the system

2.3.1 Disclosure Classification

Controlled disclosure: controlled disclosure to external parties (either enforced by law, or discretionary).

2.4 ABBREVIATIONS

Abbreviation	Description
None	

2.5 ROLES AND RESPONSIBILITIES

All personnel involved in the positioning wind turbines, concentrated solar plants and photovoltaic plants near power lines/substations must follow the setbacks outlined in this guideline.

2.6 PROCESS FOR MONITORING

Approval by Eskom in writing.

2.7 RELATED/SUPPORTING DOCUMENTS

None

3. DOCUMENT CONTENT

3.1 INTERNATIONAL SETBACK COMPARISON

Wind Turbine setbacks employed by various countries were considered. It was found that setbacks were determined for various reasons that include noise, flicker, turbine blade failure and wind effects. The distances (setbacks) varied based on these factors and were influenced by the type of infrastructure

Wind turbine setbacks varied for roads, power lines, dwellings, buildings and property and it was noted that the largest setbacks were employed for reasons of noise and flicker related issues [1-7]. Very few countries specified setbacks for power lines.

The literature survey [1-7], yielded information about studies and experiments were conducted to determine the distance that a broken fragment from a wind turbine might be thrown. Even though of low probability of hitting a power line [5.0×10^{-5}]^[8], the distances recorded were significant [750m]^[8]

Setbacks were thus introduced to prevent any damage to Eskom infrastructure.

CONTROLLED DISCLOSURE

When downloaded from the EDMS, this document is uncontrolled and the responsibility rests with the user to ensure it is in line with the authorised version on the system.

Wind turbines may also cause changes in wind patterns with turbulent effects behind the hub. These factors dictate the wind turbine setbacks specified in this document.

Concentrated solar plants and photovoltaic plants also can limit access into the substation for power lines of all voltages. A setback distance must therefore be employed to prevent the substation from being boxed in by these generation plants. These setback distances are specified in this document.

3.2 ESKOM REQUIRED SETBACKS

- Eskom requires a setback distance of 3 times the tip height of the wind turbine from the edge of the closest Eskom servitude (including vacant servitudes) for transmission lines.
- Eskom requires a setback distance of 1 times the tip height of the wind turbine from the edge of the closest Eskom servitude (including vacant servitudes) for distribution Lines.
- Eskom must be informed of any proposed wind turbine, concentrated solar plants and photovoltaic activity within a 5 km radius of a substation. No wind turbine structure shall be built within a 2 km radius of the closest point of the substation. Where concentrated solar plants and photovoltaic structures fall within a 2 km radius of the closest point of a substation, Eskom should be informed in writing during the planning phase of the construction of such plant or structure.
- Applicants must show that Eskom radio telecommunication systems (mainly microwave systems) will not be affected in any way by wind turbines.

CONTROLLED DISCLOSURE

When downloaded from the EDMS, this document is uncontrolled and the responsibility rests with the user to ensure it is in line with the authorised version on the system.

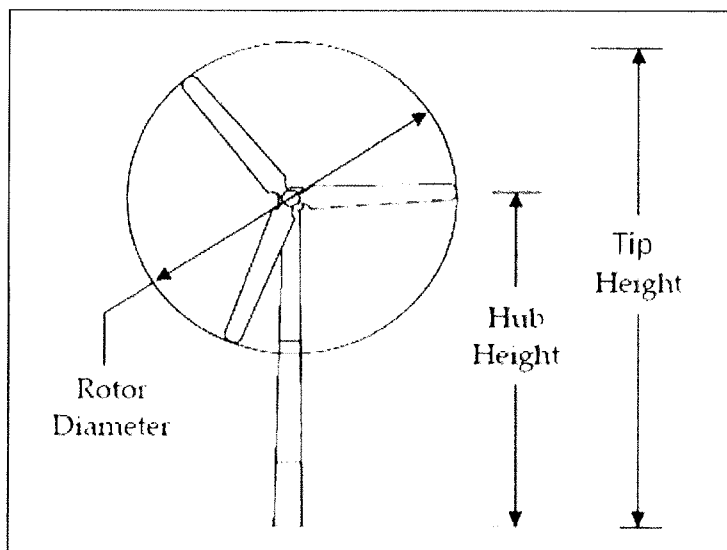


Figure 1: Horizontal Axis Wind Turbine ^[2]

4. AUTHORISATION

This document has been seen and accepted by:

Name & Surname	Designation
V Naidoo	Chief Engineer
Dr P H Pretorius	Electrical Specialist
J Geeringh	Snr Consultant Environ Mngt
B Haridass	Snr Consultant Engineer
R A Vajeth	Acting Snr Manager (Lines)

5. REVISIONS

Date	Rev.	Compiler	Remarks
November 2013	0	J W Chetty	First Publication - No renewable energy generation plant setback specification in existence

CONTROLLED DISCLOSURE

When downloaded from the EDMS, this document is uncontrolled and the responsibility rests with the user to ensure it is in line with the authorised version on the system

6. DEVELOPMENT TEAM

The following people were involved in the development of this document:

Jonathan W Chetty (Mechanical Engineer)

Vivendhra Naidoo (Chief Engineer)

Dr Pieter H Pretorius (Electrical Specialist)

John Geeringh (Snr Consultant Environ Mngt)

Bharat Haridass (Snr Consultant Engineer)

Riaz A Vajeth (Acting Snr Manager (Lines))

CONTROLLED DISCLOSURE

When downloaded from the EDMS, this document is uncontrolled and the responsibility rests with the user to ensure it is in line with the authorised version on the system.

Dale Holder

From: Adrian Tiplady <atiplady@ska.ac.za>
Sent: 16 March 2016 04:42 PM
To: Dale Holder
Cc: Tshegofatso Monama
Subject: Re: Availability of the Draft Scoping Reports for AMDA Alpha, AMDA Bravo and AMDA Charlie PV Energy Facilities
Attachments: Letter reg Establishment of AMDA A B C PV.pdf

Dear Dale,

Please find attached.

Regards,

Adrian

On 11/03/2016 2:19 PM, Dale Holder wrote:

Dear Adrian

Please see the attached notification regarding the Availability of the Draft Scoping Reports for the following Projects:

- AMDA Alpha PV Energy Facility
- AMDA Bravo PV Energy Facility
- AMDA Charlie PV Energy Facility

Please could you provide any preliminary comment that you may have to this office by no later than 01 April 2016.

For ease of reference and to provide context, I have attached the Google Earth KMZ,s showing the proposed project footprints for these three projects.

Could you kindly indicate the potential risk of these projects to the SKA.

Kind Regards,

Dale Holder | 082 448 9225
SENIOR CONSULTANT | ECO | GIS
Nosp Nat. Con. (Pretoria Tech)

T: 044 874 0365
F: 044 874 0432
17 Progress Street, George
P O Box 2070, George 6530



This email has been sent from a virus-free computer protected by Avast.

www.avast.com

--
Dr. Adrian Tiplady
SKA South Africa
Johannesburg
+27 11 442 2434
+27 72 372 0134
www.ska.ac.za

Dale Holder

From: Dale Holder <dale@cape-eaprac.co.za>
Sent: 04 April 2016 01:06 PM
To: 'Nicole Abrahams (WR)'
Subject: RE: Availability of the Draft Scoping Reports for AMDA Alpha, AMDA Bravo and AMDA Charlie PV Energy Facilities

Dear Nicole

I confirm that I have registered you as an interested and affected party on the following projects:

- AMDA Alpha PV Development
- AMDA Bravo PV Development
- AMDA Charlie PV Development

Just for your records, I also have Rene de Kock of SANRAL officials registered as an I&AP on these projects.

Kind Regards,

Dale Holder | 082 448 9225
SENIOR CONSULTANT | ECO | GIS
Ndip Nat. Con. (Pretoria Tech)

T: 044 874 0365
F: 044 874 0432
17 Progress Street, George
PO Box 2070, George 6530



From: Nicole Abrahams (WR) [<mailto:AbrahamsN@nra.co.za>]
Sent: 04 April 2016 11:57 AM
To: 'dale@cape-eaprac.co.za'
Subject: FW: Availability of the Draft Scoping Reports for AMDA Alpha, AMDA Bravo and AMDA Charlie PV Energy Facilities
Importance: High

Good day Mr Dale Holder

The above project bears reference. I would like to register as IAP – and also need a locality plan for this project please.

Regards



Ms Nicole Abrahams
Environmental Coordinator
Tel: 021 957 4602
Cell : 062 215 8945
Fax: 021 910 1699
Email: Abrahamsn@nra.co.za

Reg.No.
1998/009584/30



Sanral
Western Region
1 Havenga Street, Oakdale, 7530
Private Bag X19, Bellville, 7535
www.sanral.co.za
SANRAL Fraud Hotline: 0800204558

From: Dale Holder [<mailto:dale@cape-eaprac.co.za>]

Sent: 11 March 2016 02:11 PM

To: Thokob@daff.gov.za; clarkem@kaigarib.gov.za; cloeteg@kaigarib.gov.za; cloetes@dws.gov.za; dejagery@kaigarib.gov.za; René de Kock (WR) <Dekockr@nra.co.za>; Samantha De la Fontaine <sdelafontaine@gmail.com>; ddolopi@gmail.com; felaarmb@eskom.co.za; fortunec@ncpg.gov.za; geerinjh@eskom.co.za; 'Hohne Danita' <HohneD@dwa.gov.za>

Subject: Availability of the Draft Scoping Reports for AMDA Alpha, AMDA Bravo and AMDA Charlie PV Energy Facilities

Dear Key Stakeholder

Please see the attached notification regarding the Availability of the Draft Scoping Reports for the following Projects:

- AMDA Alpha PV Energy Facility
- AMDA Bravo PV Energy Facility
- AMDA Charlie PV Energy Facility

Please could you provide any preliminary comment that you may have to this office by no later than 01 April 2016.

For ease of reference and to provide context, I have attached the Google Earth KMZ,s showing the proposed project footprints for these three projects.

Kind Regards,

Dale Holder | 082 448 9225
SENIOR CONSULTANT | ECO | GIS
Ndp Nat. Con (Pretoria Tech)

T: 044 874 0365
F: 044 874 0432
17 Progress Street, George
P O Box 2070, George 6530



This email has been sent from a virus-free computer protected by Avast.
www.avast.com

Disclaimer:

This message contains confidential information and is intended only for the individual named. If you are not the named addressee you should not disseminate, distribute or copy this e-mail. Please notify the sender immediately by e-mail if you have received this e-mail by mistake and delete this e-mail from your system. E-mail transmission cannot be guaranteed to be secure or without errors as information could be intercepted, corrupted, lost, destroyed, arrive late or incomplete, or contain viruses.

The sender therefore does not accept liability for any errors or omissions in the contents of this message, which arise as a result of e-mail transmission. If verification is required please request a hard-copy version. The South African National Roads Agency SOC Ltd, PO Box 415, Pretoria, 0001, South Africa, Tel +27-(0)12 844 8000, www.nra.co.za. This Disclaimer is deemed to form part of the content of this email in terms of Section 11 of the Electronic Communications and Transactions Act, 25 of 2002.